


4 November 2020

Emma Russell  
NZME

**Via email:** emma.russell@nzme.co.nz



100 Heads Road, Private Bag 3003  
Whanganui 4540, New Zealand

Dear Emma

---

### Official Information Act Request – OIA 13164 Mental Health Prescriptions

---

On 5 October 2020, under section 12 of the Official Information Act, you requested the following information from Whanganui District Health Board (WDHB):

- The number of antidepressant prescriptions handed out at the DHB each year for the last five years (January to December 2016 to January 2020 to YTD), broken down by each hospital if more than one under the DHB.
- The number of people prescribed antidepressants under the DHB each year for the last five years (January to December 2016 to January 2020 to YTD), broken down by each hospital if more than one under the DHB.
- The number of antipsychotic prescriptions handed out at the DHB each year for the last five years (January to December 2016 to January 2020 to YTD), broken down by each hospital if more than one under the DHB.
- The number of people prescribed antipsychotic prescriptions under the DHB each year for the last five years (January to December 2016 to January 2020 to YTD), broken down by each hospital if more than one under the DHB.
- The number of admissions to the adult mental health inpatient unit each year for the last five years (January to December 2016 to January 2020 to YTD), broken down by each hospital if more than one under the DHB.
- The total amount of DHB funds allocated to the adult mental health inpatient each year for the last five years (January - December 2016 to January 2020 - YTD), with brief detail of what the money was being spent on each year.
- The number of complaints relating to mental health care each year for the last five years (January - December 2016 to January 2020 - YTD), with a brief description of each complaint. Also a breakdown of the number of these complaints that were investigated.

The information sought in this request is to be used as part of a report by the New Zealand Herald into mental health. As the information will be used to ensure a greater understanding and appreciation of mental health care in New Zealand, I ask that any fee is waived.

#### Whanganui District Health Boards response:

- **The number of antidepressant prescriptions handed out at the DHB each year for the last five years (January to December 2016 to January 2020 to YTD), broken down by each hospital if more than one under the DHB.**

WDHB do not have the figures and suggest looking at the MoH PHARMS data. (see appendix one).

- **The number of people prescribed antidepressants under the DHB each year for the last five years (January to December 2016 to January 2020 to YTD), broken down by each hospital if more than one under the DHB.**

WDHB do not have the figures and suggest looking at the MoH PHARMS data. (see appendix one).

- **The number of antipsychotic prescriptions handed out at the DHB each year for the last five years (January to December 2016 to January 2020 to YTD), broken down by each hospital if more than one under the DHB.**

WDHB do not have the figures and suggest looking at the MoH PHARMS data. (see appendix one).

- **The number of people prescribed antipsychotic prescriptions under the DHB each year for the last five years (January to December 2016 to January 2020 to YTD), broken down by each hospital if more than one under the DHB.**

WDHB do not have the figures and suggest looking at the MoH PHARMS data (see appendix one).

- **The number of admissions to the adult mental health inpatient unit each year for the last five years (January to December 2016 to January 2020 to YTD), broken down by each hospital if more than one under the DHB.**

2016 = 233 admissions

2017 = 257 admissions

2018 = 244 admissions

2019 = 237 admissions

01/01/2020 – 30/09/2020 = 196 admissions

- **The total amount of DHB funds allocated to the adult mental health inpatient each year for the last five years (January - December 2016 to January 2020 - YTD), with brief detail of what the money was being spent on each year.**

Mental Health Inpatient  
funding on the PVS for  
January - December  
periods

Year ending		Dec-16	Dec-17	Dec-18	Dec-19	Dec-20
MHA01	Acute Inpatient Beds	2,044,640.50	2,030,271.50	2,049,248.00	1,938,202.50	1,795,697.00
MHA02	Intensive Care Inpatient Beds	1,576,588.00	1,596,324.00	1,626,670.50	1,878,930.00	2,125,754.50
		3,621,228.50	3,626,595.50	3,675,918.50	3,817,132.50	3,921,451.50

- **The number of complaints relating to mental health care each year for the last five years (January - December 2016 to January 2020 - YTD), with a brief description of each complaint. Also a breakdown of the number of these complaints that were investigated.**

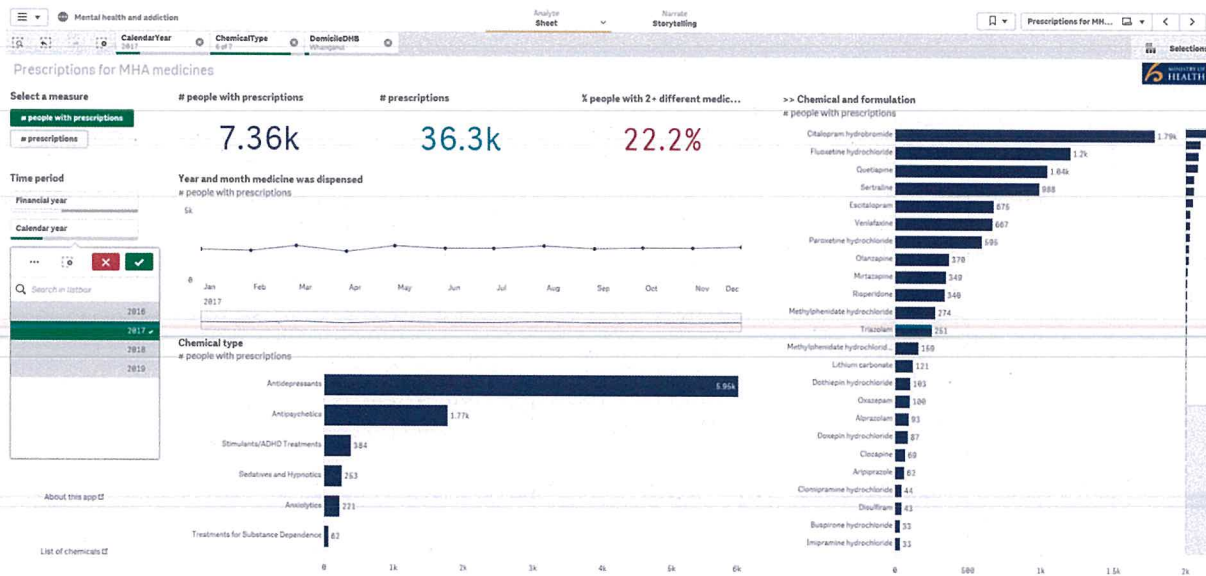
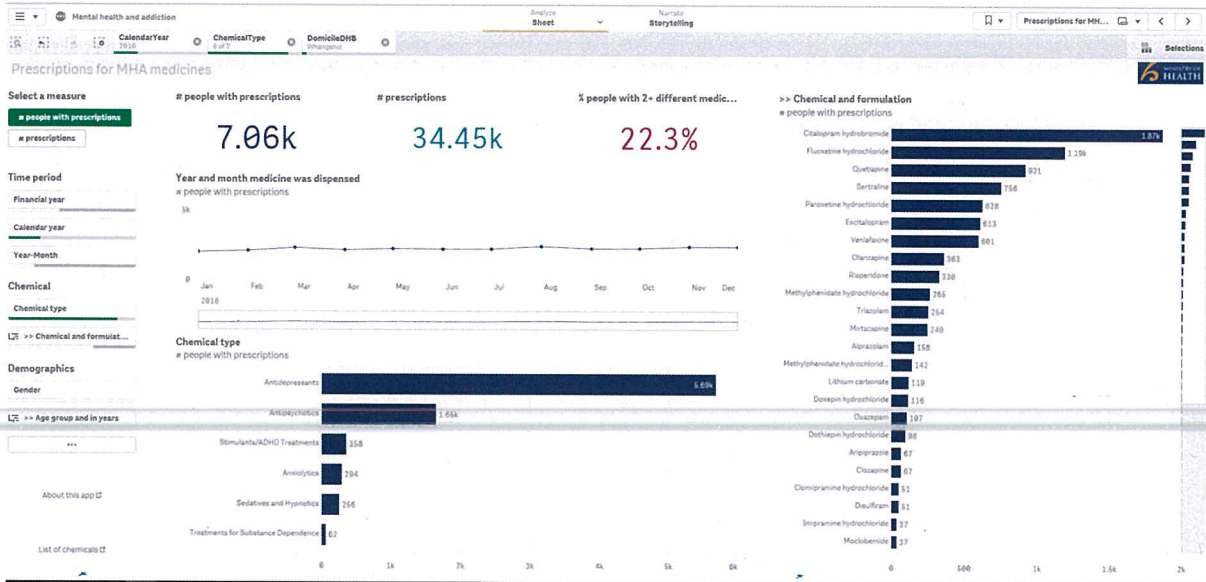
The total number of mental health care complaints received from 01.01.2016 to 30.09.2020 was 86, these were all investigated.

We are unable to provide a description of each complaint as patients may be identifiable due to the small size of Whanganui District Health Board.

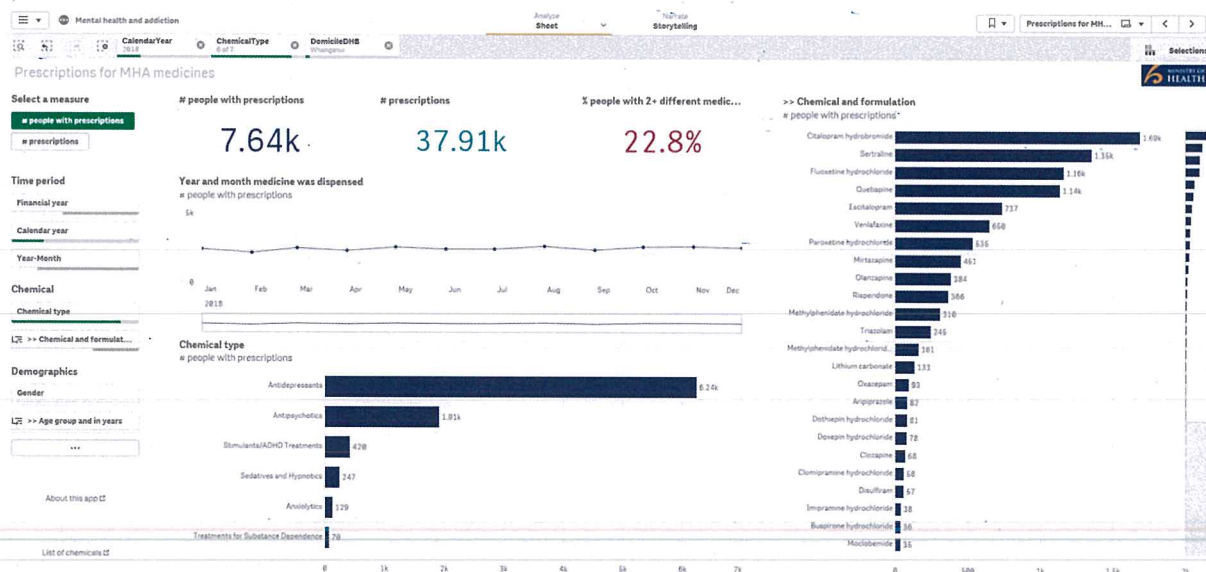
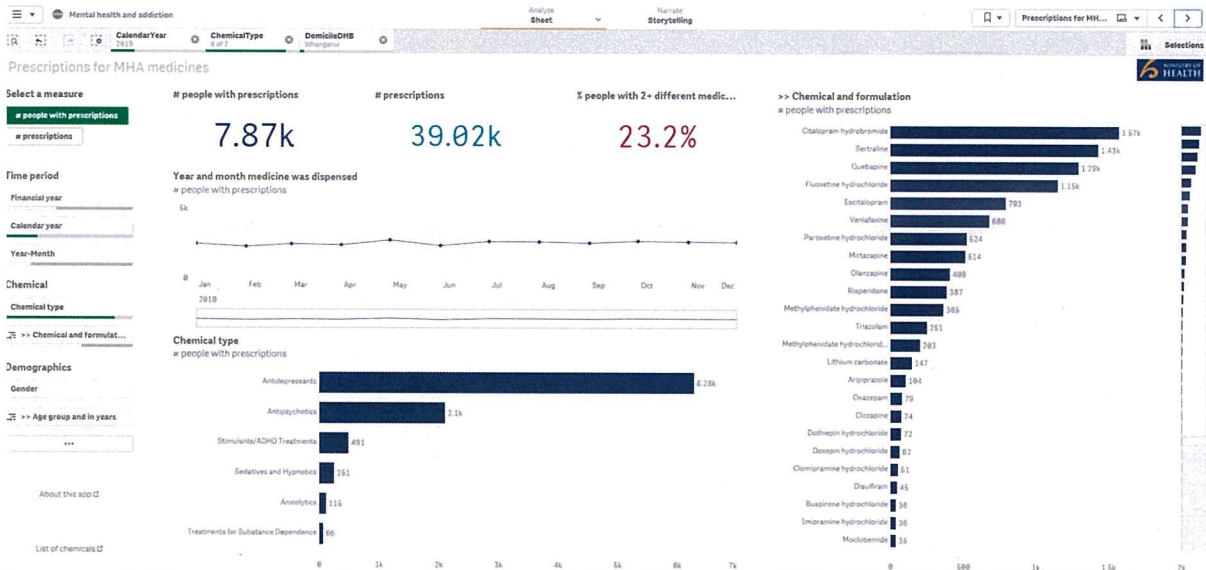
The themes of the complaints were the following:

- Manner of staff member
- Communication
- Treatment did not meet needs
- Delay in treatment
- Access to services

# Appendix one







Should you have any further queries about the above information, please contact our OIA co-ordinator Anne Phoenix at [anne.phoenix@wdhb.org.nz](mailto:anne.phoenix@wdhb.org.nz)

Yours sincerely

  
**Russell Simpson**  
**Chief Executive**